

The New York Forest Owner

A PUBLICATION OF THE NEW YORK FOREST OWNERS ASSOCIATION

For people caring about New York's trees and forests

September/October 2014



Member Profile: Dan and Jodi Hudon

Volume 52 Number 5



FOUNDED 1963

www.nyfoa.org

**THE NEW YORK
FOREST OWNERS
ASSOCIATION**

Officers & Directors

Jim Minor, President

22 Bryn Mawr Rd
Rochester, NY 14624; (585) 247-7069
jminor@nyfoa.org

Ron Pedersen, Vice President

22 Vandenburg Lane
Latham, NY 12110; (518) 785-6061
rwp22@nycap.rr.com

Sarah Stackhouse, Secretary/Treasurer

3010 Esperanza Rd
Bluff Point, NY 14478; (315) 536-9482
sarahg14478@yahoo.com

Renee Bouplon, Cambridge, (518) 692-7285. **2016**

Bob Glidden, Niagara Frontier, (716) 795-3305

Sid Harring, Mayfield, (518) 863-9135; **2017**

Lou Inzinna, Southern ADK, (518) 374-1490

Jeff Joseph, Southern Finger Lakes, (607) 659-5995

Stacey Kazacos, Reston, VA, (610) 755-8616; **2017**

Ralph Meyer, Central New York, (315) 363-5342

Jerry Michael, Binghamton, (607) 648-2941. **2016**

Jim Minor, Rochester, (585) 247-7069. **2015**

Colette Morabito, Western Finger Lakes.

David Morabito Jr. and Sr., Allegheny Foothills.

David Newman, Syracuse, (315) 470-6534. **2016**

Anne Osborn, Lower Hudson, (845) 424-3683

Ron Pedersen, Latham, (518) 785-6061. **2016**

Mike Seager, Rochester, (585) 414-6511. **2015**

Kelly Smallidge, Crown Point, (518) 597-4767. **2015**

Charles Stackhouse, Bluff Point, (315) 536-9482. **2015**

Sarah Stackhouse, Bluff Point, (315) 536-9482. **2017**

Rich Taber, Central New York, (315) 380-6776

Phil Walton, Capital District, (518) 895-5346

Dave Williams, Southern Tier; (607) 563-3156

Liana Gooding, Office Administrator

PO Box 541
Lima, NY 14485; (800) 836-3566
lgooding@nyfoa.org

**Peter Smallidge, Chair Editorial Committee and
Ex-Officio Board Member**

Cornell University, Fernow Hall
Ithaca, NY 14853; (607) 592 3640
pjs23@cornell.edu

All rights reserved. Contents may not be reproduced without prior written permission from the publisher. NYFOA does not necessarily support or approve procedures, products, or opinions presented by authors or advertisers. NYFOA reserves the right to accept or reject any advertisement submitted for NYFOA's publications. However, NYFOA is not able to investigate or verify claims made in advertisements appearing in NYFOA's publications. The appearance of advertising in NYFOA's publications in no way implies endorsement or approval by NYFOA of any advertising claims or of the advertiser, its product, or services.

© 2014 New York Forest Owners Association

In This Issue . . .

FROM THE PRESIDENT

JIM MINOR..... 3

THE A2A COLLABORATION

BILL LAPOINT 5

ASK A PROFESSIONAL

PETER SMALLIDGE..... 6

NEW YORK STATE TREE FARM NEWS

ERIN O'NEILL 8

KIDS CORNER

DEREK J. CONANT 9

WILD THINGS IN YOUR WOODLANDS

KRISTI SULLIVAN..... 10

**PROTECTING FOREST REGENERATION WITH DEER
EXCLOSURE FENCING**

JERRY MICHAEL 12

WOODLAND HEALTH: THE PINE-LEAF ADELGID

MARK WHITMORE 14

MEMBER PROFILE – DAN AND JODI HUDON

THERESA MAIDA..... 21

**The New York
Forest Owner**

A PUBLICATION OF THE NEW YORK FOREST OWNERS ASSOCIATION

VOLUME 52, NUMBER 5

The New York Forest Owner is a bi-monthly publication of The New York Forest Owners Association, PO Box 541, Lima, NY 14485. Materials submitted for publication should be sent to: Mary Beth Malmshheimer, Editor, The New York Forest Owner, 134 Lincklaen Street, Cazenovia, New York 13035. Materials may also be e-mailed to mmalmsh@syr.edu. Articles, artwork and photos are invited and if requested, are returned after use. The deadline for submission for the November/December issue is October 1, 2014.

Please address all membership fees and change of address requests to PO Box 541, Lima, NY 14485. 1-800-836-3566. Cost of family membership/subscription is \$35.

This publication is printed on Finch Opaque, Smooth, 70 lb. text paper. Located in the beautiful Adirondacks, Finch has long understood that the viability of our business relies on the wise use—and reuse—of resources. Finch papers are made with renewable energy, post-consumer recycled fiber and elemental chlorine-free pulps. In addition, Finch Paper was the first integrated paper mill in the US to received both the Forest Management and Chain of Custody certifications from the Forest Stewardship Council and the Sustainable Forestry Initiative.

www.nyfoa.org

COVER: Dan and Jodi Hudon, owners of Hud-Son Forest Equipment. For member profile see page 21. Photo courtesy of Hud-Son Forest Equipment.

From The President

Living 100 miles from my forested property I don't get there nearly as often as I'd like so I have had to make do with a local substitute.

I live in a suburb of Rochester that was built in 1968. The property was once owned by an adjoining country club which still had a few acres of bordering woodlots. The builder left only a few of the original trees but what magnificent ones they are. Early pictures of the



subdivision show many saplings planted by the developer along the streets as well as ones planted in yards.

Over the ensuing 45+ years these trees

have matured and are a joy in their own right. However, many have been adversely affected by wind and ice-storms as well as natural decline. Many have been subsequently removed leaving large stretches with only a few trees, if that, and with owners showing little or no inclination to replace them.

My property is not quite a half acre and I have been steadily planting trees on it almost since the day we moved in. There were two sickly 15-year-old green ash along the road that I received permission from the town to cut down and I replaced them with 3 red oaks and 3 linden trees. Elsewhere, for variety, I've planted a white oak, a copper beech, a half-dozen Austrian pines, and a sweet gum. A windstorm a few years back took out six of the original developer's trees but mine survived intact.

Amazingly the trees that fell did so without damaging anything of mine (but one took out a neighbor's lamppost).

Please share this magazine with a neighbor and urge them to join NYFOA. By gaining more members, NYFOA's voice will become stronger!

Nature has played its part as well. Three tulip trees have sprung up along a small creek that runs through my back yard. Squirrels have also "planted" 3 red oaks in spots I subsequently deemed worthy of a tree. They've also planted numerous red oak that I've transplanted as saplings to my forested farm. Today there are only two of the original dozen trees still standing on my property.

Yes, urban trees can be a pain sometimes with their dropping seeds and nuts on lawns, sidewalks and driveways; continuous pruning themselves of branches; and dropping leaves in the fall which can also clog gutters. On the other hand, when I see how they change the whole character of my home as they leaf out in the spring; or how, when walking my dog on a summer day, I step from the hot sun of neighbors' walks to the welcoming shade of my own; and the pleasure of seeing their natural beauty, their shadows playing on the lawn and watching them grow, I feel they are easily more than worth it. 🌲

-Jim Minor
NYFOA President

The mission of the New York Forest Owners Association (NYFOA) is to promote sustainable forestry practices and improved stewardship on privately owned woodlands in New York State. NYFOA is a not-for-profit group of people who care about NYS's trees and forests and are interested in the thoughtful management of private forests for the benefit of current and future generations.

Join! NYFOA is a not-for-profit group promoting stewardship of private forests for the benefit of current and future generations. Through local chapters and statewide activities, NYFOA helps woodland owners to become responsible stewards and helps the interested public to appreciate the importance of New York's forests.

Join NYFOA today and begin to receive its many benefits including: six issues of *The New York Forest Owner*, woodwalks, chapter meetings, and statewide meetings.

- () I/We own _____ acres of woodland.
- () I/We do not own woodland but support the Association's objectives.

Name: _____
 Address: _____
 City: _____
 State/ Zip: _____
 Telephone: _____
 Email: _____
 County of Residence: _____
 County of Woodlot: _____
 Referred by: _____

- Regular Annual Dues:**
 () Student \$15
(Please provide copy of student ID)
 () Individual/Family \$45
Multi-Year Dues:
 () 2-yr \$80
 () 3-yr \$120
Additional Contribution:
 () Supporter \$1-\$49
 () Contributor \$50-\$99
 () Sponsor \$100-\$249
 () Benefactor \$250-\$499
 () Steward \$500 or more
 () Subscription to Northern Woodlands \$15 (4 issues)

NYFOA is recognized by the IRS as a 501(c)(3) tax-exempt organization and as such your contribution may be tax deductible to the extent allowed by law.

Form of Payment: Check Credit Card
 Credit Card No. _____

Expiration Date _____ V-Code _____
 Signature: _____

Make check payable to NYFOA. Send the completed form to:

NYFOA
 P.O. Box 541, Lima, New York 14485
 1-800-836-3566
www.nyfoa.org

Charlie Greene P.E.
CPESC, CPSWQ
Forest Guild Professional Member



RURAL CIVIL ENGINEERING
SILVICULTURAL ENGINEERING
4102 Murray Road
Moravia, New York 13118
Telephone: (315) 246-5727
Email: cgreene@greenmeadow.com

www.greenmeadowengineering.com

RNYW T-shirts. The Restore
New York Woodlands

T-shirts have proven very popular. We have placed a second order and, if you missed out on getting yours last time, you have a second chance now and/or you can order additional ones at \$11 each and/or get the new long sleeve version at \$16 each. Shipping and handling is \$6 + 8% sales tax. Contact Liana Gooding at (800) 836-3566 or lgooding@nyfoa.org to place your order.



117 Ziegler Road PO Box 328
Scotland, CT 06264
Scotlandhardwoods.com

Scotland Hardwoods is a premier lumber manufacturer/sawmill facility located in N.E. CT and services the New England/Southern NY region with:

- Veneer logs/Saw Logs
- Hardwood Lumber
- Hardwood by-products (chips, sawdust, all natural bark mulch)
- Pallets / Industrial Lumber
- Forestry Services

We offer competitive rates and a staff of Certified Professional Foresters who will provide personal forestry consultations which will help you meet your objectives.

Call or email today for all your hardwood needs:
Scotland Hardwoods, LLC
Toll Free: 877-209-9906
SCOTLANDHARDWOODS.COM

Visit our website to find out all that we offer.



Colligan Law's idea of a branch office.

The lawyers of Colligan Law spend a great deal of time in the woods. Not literally of course, but by advising clients in such timber- and forestry-related issues as litigation, energy and recreational leasing, land use, tax issues, warranty and title matters, boundary and easement issues, and all other complex issues facing the timber and forestry industries.

Contact Dave Colligan at 716.885.1150 or at dcolligan@colliganlaw.com to learn how we'll go out on a limb for you every day.

Learn more at www.ForestryLaw.com.



We never get lost in the woods .

www.colliganlaw.com

The A2A Collaboration

BILL LAPOINT

Earlier this year an invitation was extended to NYFOA to send a representative to the Algonquin to Adirondack (A2A) Inaugural Partner Meeting and Conference at the end of March. A little research showed that the focus of the A2A group (www.a2alink.org/) was cultivating the ecological link between the Algonquin Provincial Park and the Adirondack Park across the Frontenac Axis. This work has been ongoing since the early 1990s when conservationists first envisioned a connected and sustainable series of ecosystems anchored by the two great parks. Satellite images of the area clearly show greater tree cover in this area compared with elsewhere in Ontario and New York State.

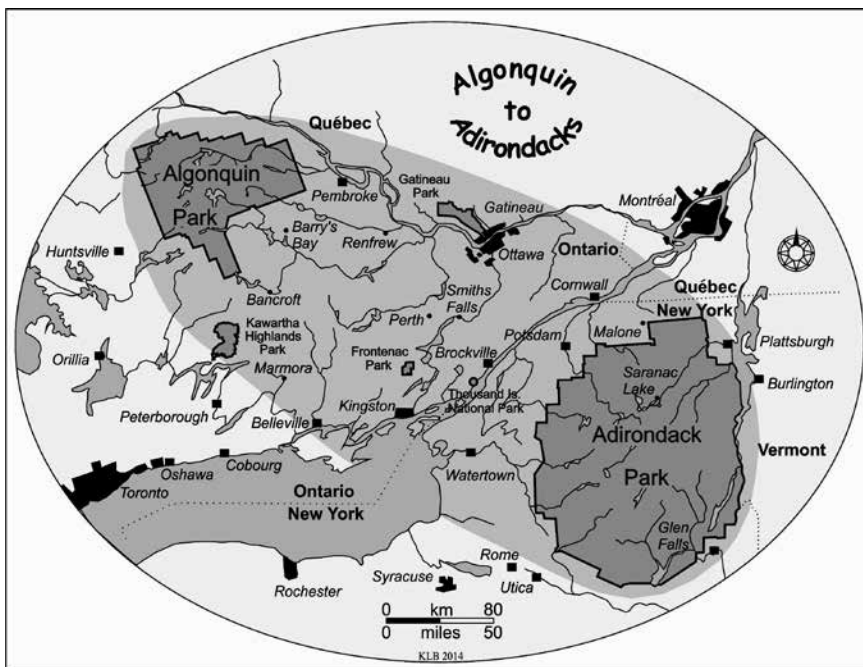
The basic premise is that connectivity of the A2A landscape can be achieved by preserving and restoring natural habitat — not in an unbroken line like a corridor, but as scattered patches, fence lines, river margins, wetlands and woodlots. We were told that A2A is based on the idea of land stewardship and cooperation with those whose lives and livelihood are rooted in the area.

The objectives of the meeting were to broaden the organizational base of the

collaboration and to develop an inventory of projects and priorities in the region, to hold focus groups dealing with climate change adaptation and enhancing landscape connectivity, and to continue developing a strategic plan for the entire Algonquin-Adirondacks region.

Wishing to learn more, as a NYFOA Northern Adirondacks Chapter steering committee member, I was asked by NYFOA to represent NYFOA at this meeting. The meeting covered two days and was held in Brockville, Ontario. There were representatives of 32 organizations in attendance including the Algonquins of Ontario, Clarkson University, St. Lawrence Land Trust, Ducks Unlimited, Forests Ontario, Nature Conservancy of Ontario, Queens University Biological Station, St. Lawrence University, Thousand Islands Land Trust, and the University of Toronto. Much of the effort was centered around focus groups on: Protecting Ourselves; Enhancing Landscape Connectivity (with first-person experience in working as an international partnership); and Linking personal experiences of extreme weather events to potential actions/strategies that contribute

continued on page 17



NYFOA STORE

Show your support for the Association!
All items display the NYFOA logo.

1. Sweatshirt.....\$20.00
Green M, L, XL
Grey M, L, XL
 2. Long Sleeve T-Shirt.....\$14.00
Green M, L, XL
Grey M, L, XL
 3. Short Sleeve T-Shirt.....\$10.00
Green M, L, XL
Grey M, L, XL
- All shirts are heavy weight cotton with white lettering on the green and green lettering on the grey.*
4. Baseball Style Cap.....\$14.00
Tan with Green logo, one size
 5. NYFOA Member Sign.....\$ 3.00
12x12 Heavy Gauge Plastic
Yellow with green lettering
 6. Mugs.....\$ 4.00
White with green lettering
 7. Cutting Boards.....\$ 5.00
Wood, 5 1/2 x7 inches

Item#	Description	Size	Qty	Price	Total

Shipping and handling: \$6.00	
NYS Sales Tax – add 8%	
Total:	

Name: _____
 Address: _____
 City: _____
 State / Zip: _____
 Telephone: _____
 Form of Payment: Check Credit Card
 Credit Card No. _____
 Expiration Date _____ V-Code _____
 Signature: _____
 Make check payable to NYFOA. Send the completed form to: NYFOA, P.O. Box 541, Lima, New York 14485. Questions? Call 800-836-3566

Ask A Professional

PETER SMALLIDGE AND BRETT CHEDZOY



Peter Smallidge

Landowner questions are addressed by foresters and other natural resources professionals. Landowners should be careful when interpreting answers and applying this general advice to their property because landowner objectives and property conditions will affect specific management options. When in doubt, check with your regional DEC office or other service providers. Landowners are also encouraged to be active participants in Cornell Cooperative Extension and NYFOA programs to gain additional, often site-specific, answers to questions. To submit a question, email to Peter Smallidge at pjs23@cornell.edu with an explicit mention of "Ask a Professional." Additional reading on various topics is available at www.forestconnect.info

An "opportunity" to harvest timber

Question:

We own a woodlot in CNY and were approached by a local logger who had marked with paint 60 trees for cutting. We are concerned about the health of the forest and how to proceed. What advice can you offer? (Judy, CNY).

Answer:

Timber harvesting, or more generally any harvesting of timber and non-timber trees, is a tool that should be done in a way to help a landowner attain their ownership objectives. Cutting trees should not be a response to an opportunity, but rather follow from a deliberate assessment of the land and what the owners want to accomplish on their land. The cutting of trees is a strategy to achieve that end result. Forest health is a common interest of woodlot owners, and might include attributes such as, for example, the growth potential of the forest, the abundance of diseased or deformed trees, the ability of the forest to regenerate, or the diversity of trees in the canopy. Depending on the current condition of the forest, harvesting might improve or detract

from forest health. A forester will need to assess the condition of the forest.

It is surprising, but not uncommon, that trees were marked before the landowner was contacted for consideration of a timber sale. Unless trees were marked randomly, some

criteria were used to select the trees to cut. Marking trees with paint doesn't make the harvest sustainable, rather the selection criteria used to pick the trees to cut determines sustainability. The owner's objectives should determine the criteria for marking trees to harvest, but with the trees already marked, the cart is now before the horse.

Without seeing the trees that were marked, it is not possible to know the selection criteria used. However, knowing that only 60 trees were marked, it is reasonable to speculate that those were 60 high value trees. A logger has expenses associated with a harvest, and those expenses likely wouldn't be met by cutting predominately low-value or cull trees. By cutting only or predominately good trees, the harvest is "culling from the top" and reduces the overall quality, growth, and vigor of the forest. The potential of that forest is reduced. This is not consistent with maintaining or improving forest health.

In most parts of the state, excessive browsing by deer has shifted the



A forester is an essential part of any forest harvesting operation. The forester can review the owner's management plan and ensure that trees are selected for removal and retention to meet the ownership objectives.



The correct logger for the job will have a combination of experience, work ethic, markets, equipment and consideration for owner objectives to ensure the harvest is safe, efficient, and smoothly operated. Your forester will know of local loggers and help guide the season and contract constraints to suite the owner's needs.

dominance among understory plants to species that are least palatable to deer. This includes both native

and non-native species. Most of these unpalatable plant species are undesired by owners and interfere



Trees should be marked with paint to indicate trees to cut or trees to retain (in this picture the trees retained are being marked). Marked trees allow the owner, forester and logger to know what will be harvested. However, the criteria used to select which trees to cut determines the sustainability of the harvest, not that trees were marked with paint.

with the owner's ability for recreation, the capacity to regenerate the next forest, the quality of wildlife habitat, or desirable aesthetic qualities. Any forest harvesting will increase sunlight to the forest floor, and benefit the plants present as saplings or in the seed bank. An understory assessment, and the consequences of increasing sunlight, should be part of the forest harvest planning process.

There are several steps you could take to become informed about how to proceed with the management of your forest.

1. It is helpful to know enough about a subject to be able to ask the right questions. Cornell's ForestConnect program has several written and video resources. A good foundation of woodlot management principles is available in the bulletin "Enhancing the Stewardship of Your Forest" available in the woodlot section of publications at www.ForestConnect.info. Another resource of both beginner and advanced content are the archived webinars available at www.youtube.com/ForestConnect.

2. The NY Forest Owners Association has a new brochure titled "Harvesting Timber Sustainably" which presents best management practices that should be incorporated when an owner makes a decision to harvest trees. A copy is available at www.NYFOA.org

3. The Cornell Master Forest Owner volunteer program offers a corps of almost 200 trained volunteers around the state to provide non-technical peer counseling. These volunteers are also woodlot owners and are familiar with resources and agencies that can assist with local woodlot management needs. An MFO volunteer can help you think about your ownership objectives and prepare you for assistance from a forestry professional. A list of trained volunteers is available at www.CornellMFO.info

continued on page 18

New York State Tree Farm News

ERIN O'NEILL



A Word about Wildlife

Scientists are helping forest managers and landowners gain a better understanding of the dynamic character of the landscapes our favorite animals live in, and both the effects and benefits of timber harvesting. Current research allows woodlot owners to better define goals to meet wildlife habitat objectives and today's forest managers have many options to meet them.

A habitat is made up of factors such as


soil, moisture, range of temperature, and light, and includes considerations such as the availability of food and the presence of predators. All these together encompass the physical natural environment in which an organism lives. Essential factors of all habitats, regardless of region or species, include food, cover, and water. Food availability depends on the succession stage of the forest, type of forest, canopy closure as well as climate attributes. Animals

need shelter from the weather, resting places, and concealment. Depending on time of year and type of habitat, it can be tall grass, a down log or a closed canopy forest. Water requirements vary by species but a source of fresh, clean water is nearly universal. (This is starting to sound like the 4 sides of the tree farm sign isn't it!)

Through a scientific push to study the relationship between wild animals and their habitat, we now understand that there are shifts in response to changes in forest stands and conditions. Some wildlife species will adapt, and some are dependent on a certain succession stage. Each stage creates the conditions for the next stage. Wildlife habitat continues in a cyclic manner where early successional species are replaced by other species as the forests grow, until a disturbance of some sort occurs, or such time passes that the cycle begins again.

Timber harvesting can be a useful tool to enhance or create the habitat on a woodlot. It's always important to consider the ultimate goals and objectives when deciding what type of wildlife a treatment would attract and what the aesthetic qualities will be post harvest.

In all treatments, it is important to concentrate on habitat enhancement if the goal is to attract wildlife to a woodlot. Brush piles can be as easy as leaving the top or limbs of a tree in a single location and serve as shelter for many rodents and small mammals. Snags and den trees are used by all different types of creatures from owls and woodpeckers to fox and bear. Proper planning between a landowner and his or her forester is often key to ensuring the goals are met.

If you'd like more information about creating wildlife habitat or if you are interested in becoming a Tree Farm, just remember, a Tree Farm representative is only a phone call (1-800-836-3566) or e-mail (nytreefarm@hotmail.com) away. 

Erin O'Neill is the Chair of the NYS Tree Farm Committee.

LANDOWNERS!

Earn additional income from hunting leases
Liability insurance is included



A Division of Farmers National Company
www.NationalHuntingLeases.com
Bringing Landowners and Sportsman Together



For additional information, contact **Tom Dziekan, HLN Representative • (315) 789-3181**
TDziekan@NationalHuntingLeases.com

HALE FORESTRY COMPANY

610 East Main Street, Westfield, PA 16950

Professional Forestry Consulting
Forest Resource Management Services

**TIMBER SALES
MANAGEMENT PLAN**

**APPRAISALS
INVENTORIES**

Michael L. Hale

Toll Free (877)-HALEFOR or (814)367-5916
email halefor@verizon.net
Fax (814) 367-5919

*Society of American Foresters • Pennsylvania Forestry Association
Member NY Forest Owners Association*

Kid's Corner

DEREK J. CONANT



Photo submitted by NYFOA members Arthur and Pat Wagner showing their grandchildren, Caitlin (5 years old) and Matthew (2 years old), "sitting on top of the world." Fall 2013 at the Wagner Family Tree Farm in the town of Windsor, Broome County.

Do you have a photo of you and your kids or grandkids in your forest? If so, *The New York Forest Owner* would like to see it! Send an electronic or hard copy to *Forest Owner* editor, MaryBeth Malmsheimer, and it may end up on this page!

The Importance of Leaves to Aquatic Ecosystems

As the leaves begin to fall this year many of us might begin to think of how beautiful their different colors are, the possible work we might have to do to prepare for winter, or simply raking the lawn. But what many of us might not realize is that our lawns are not the only areas collecting leaves. The streams, rivers, and lakes are too.

As leaves grow and decay they have a very important role in many ecosystems. On land and in water they become a significant source of energy and nutrients to those ecosystems. They provide shelter and food for many animals and insects. When the leaves die the energy and nutrients in them is recycled and

transferred through the food web by animals that eat or decompose them. If you have ever sieved through a pile of leaves on the corner of your house or at the base of a tree you have probably noticed all of the creepy crawlies fleeing to the next leaf pile or dark damp area for shelter.

This is likewise for insects and decomposers in aquatic (water) ecosystems. In science we call insects and crustaceans that live in the water macroinvertebrates and there are many different types.

Macroinvertebrates tend to accumulate in areas that provide the most food, best shelter, and lots of oxygen. Areas with leaf litter and other decomposing materials like branches and twigs provide ideal

living conditions with both food and shelter. Caddisflies, mayflies, crane flies, crayfish, and scuds are just a few of the macroinvertebrates that eat and break down the leaf matter. Leaves also provide great shelter for predators like a dobsonfly looking to ambush its prey. Just as the macroinvertebrates are dependent on leaf litter for food, other animals, like fish and birds depend on macroinvertebrates for their food. The next time you are playing in a stream turn over some leaves and rocks and I bet you will find some macroinvertebrates living there. 🐞

Derek J. Conant is a Program Educator at Cornell Cooperative Extension of Onondaga County.

Here are some images of some of the macroinvertebrates you might find hiding under leaves and sticks in a stream.



Wild Things in Your Woodlands

KRISTI SULLIVAN

COMMON SNAPPING TURTLE (*CHELYDRA SERPENTINA*)



Kevin D. Arvin, Bugwood.org

The common snapping turtle is our largest and most widely distributed freshwater turtle. It has a long stegosaurus-like tail with a jagged upper surface, a stout head with a sharp hooked beak, an olive-green to black carapace that is jagged toward the tail end, and prominent claws on all four feet. These turtles can be large, exceeding 14 inches straight-line carapace (upper shell) length and weighing up to 45 pounds. On the underside, the plastron is yellow or grayish, and quite narrow relative to other turtles, frequently giving the appearance that the turtle has outgrown its shell. Although adult males tend to be slightly larger than females, they can be difficult to distinguish. Male snapping turtles can reach sexual maturity at the age of 4 or 5 years, while females mature several years later. In several studies, average adult life spans of 20 to 30 years have been documented, with some females living as long as 40 years.

During the summer months, common snapping turtles often are seen moving from their freshwater habitats to upland areas in search of nesting sites. Once egg laying is complete, these turtles move back into water and can be difficult to spot. Snapping turtles often remain partially submerged in the mud with only their eyes and nostrils protruding above the surface. In this position, their head resembles the head of a basking frog, except darker and more pointed. Unlike other aquatic turtles, snappers seldom bask out of the water. Instead, they usually are only seen with their head and sometimes the upper carapace visible at the surface.

Similar to most turtles, snappers usually do not bite if stepped on underwater, nor do they bother swimmers. In fact, if you do not actually see a snapper, chances are good you will never know it is there. The reason for their name is obvious, however, when encountered on land. Unlike all other turtles in our region, they can be aggressive, and may lunge forward and bite with the slightest provocation (or sometimes just as a warning).

Common snapping turtles can be found in any body of freshwater from sea level to altitudes up to 1600 feet in the Northeast. They occur throughout New York State. Although some

individuals enter coastal brackish waters, snapping turtles prefer slow-moving freshwater areas, with muddy bottoms and emergent vegetation that provides good foraging and escape cover. The common snapping turtle is an omnivore and eats just about anything. Its most frequent food items are aquatic plants and non-game fish, but it also eats insects, small mammals, young waterfowl, amphibians, and other reptiles. Snappers feed throughout the warmer months, but fast during the winter, remaining dormant and burrowed in the pond bottom or in the banks.

Breeding begins soon after snapping turtles emerge from dormancy in the

spring, and mating may take place from April to November. The nesting period for females lasts about three weeks, from May through June, with a peak at the beginning of June. Females prefer to lay their eggs on rainy afternoons and evenings. They generally choose open sites near wetlands, with well-drained sandy or loamy soils. Nesting sites can include forest clearings, agricultural fields, and bare soil banks or road embankments. The nesting female digs a nest chamber with her rear feet and claws, and then fills the underground chamber with eggs. Eggs are spherical and pliable. A single nest may contain from 20 to 40 eggs, exceptionally as many as 83. Successful eggs hatch from September through October. As with many other turtles, the length of incubation can vary by several weeks, depending on location and temperature.

Like many other reptiles, the sex of the hatchlings is determined by temperature of the eggs while they are in the nest. Under warmer conditions (above 85° F), only female turtles are produced; at intermediate temperatures (from 75° to 85° F) males are produced; and in nests colder than that, females are produced. Interestingly, in some nests, the heat of the sun from above causes eggs in the upper nest to be warmer than eggs down deeper. This differential heating creates females near the top of the nest and males near the bottom. Therefore, for sex determination, there is an element of luck involved in whether an egg was dropped into the nest early or late, or in some cases, the way in which the egg bounced as it fell. This environmentally controlled mechanism is called temperature-dependent sex determination.


Common snapping turtles generally are abundant throughout their range, but in some areas are very sparse due to several pressures. As in many other reptile species, snappers are highly vulnerable to predation at early life stages. Predation of nests in many

areas is high, ranging from 30% to 100% of the nests in some studies. Main predators of the eggs such as raccoons, crows, and dogs, are frequently associated with high human populations. Also, with increased development often comes loss of wetland and nesting habitat, which are both essential for snapping turtles. Some local populations have been severely depleted by over-harvesting for their meat, and this decline is a major concern. Because of the diet and the habits of snapping turtles, they may accumulate high concentrations of contaminants, such as PCB and mercury, in their tissues. This could pose a health hazard to people who eat snapping turtle meat.

Landowners can enhance habitat for snapping turtles by maintaining the natural hydrology of wetlands and preventing unnatural drainage. Because snapping turtles frequent emergent vegetation for feeding and resting cover, maintaining native vegetation in and throughout shallow wetlands and around the margins of large, deep ponds and lakes will benefit this species (and other turtles as well). Provide a buffer zone of natural vegetation of 100 feet or more surrounding ponds and wetlands. Turtles, as well as other animals such as frogs and salamanders, require both wetland habitats and surrounding upland habitat to remain healthy. By maintaining open areas with loose soil near aquatic habitats, landowners can also ensure that these turtles have adequate nesting sites. Old log landings, maintained as open habitat, can make suitable nesting sites. By focusing on both upland and wetland habitat, landowners can attract and provide for snapping turtles and a wide diversity of other wildlife. 🐢

Kristi Sullivan works in the Department of Natural Resources at Cornell University. She is Co-Director of the Conservation Education and Research Program, and Director of the New York Master Naturalist Program.

NYFOA POSTED SIGN ORDER FORM



Use this form to order the sign shown above. The signs are orange with black printing.

SIGN MATERIAL	COST PER SIGN	NUMBER ORDERED*	COST
Plastic (.024 gauge)	\$.60	_____	\$ _____
Aluminum (.012 gauge)	\$.90	_____	\$ _____
Add Name and Address to Sign			
Set up cost per address			\$5.00
Plus \$.05 per sign			_____
Shipping and Handling Cost \$10.00 per order			\$10.00
SUBTOTAL			\$ _____
NYS Sales Tax – add 8%			\$ _____
TOTAL COST OF ORDER			\$ _____

Please specify Name and Address to be printed on signs:

Name: _____

Address: _____
Limited to two lines of type (abbreviate where possible). Type is about 5/16 inches high.

Mailing Address
(UPS Shipping Address if different from mailing address)

Name: _____

Address: _____

Make checks payable to **NYFOA**.

Mail form to NYFOA at:
 PO Box 541, Lima, NY 14485
 For more information
 Call 1-800-836-3566

* Minimum order is 50 signs with additional signs in increments of 25.

Protecting Forest Regeneration with Deer Exclosure Fencing

JERRY MICHAEL

I wrote an article for the March/April 2010 issue of *The NY Forest Owner* comparing the cost and effectiveness of protecting planted hardwood seedlings with tree tubes versus exclosure fencing. One of my conclusions at the time was that exclosure fencing is more effective when used to protect advanced regeneration than it is for planted seedlings, and four more years of experience with these exclosures has confirmed my earlier opinion. If your goal is to increase species diversity by planting desired seedlings, then five-foot tall tree tubes are probably the best answer. But if you are fortunate enough to have advanced regeneration of desirable tree species (even though it has been browsed) the most economical solution in terms of both time and money is probably exclosure fencing. That said, here are some tips for your project.

Location

My first experience with fencing was about fifteen years ago. It was an eight foot fence covering one acre, and it was a failure. The woodlot was inaccessible in the winter, we were not able to repair damage from falling branches in a timely manner, and the deer took advantage of their opportunities. Lesson learned: Locate your fence where it will be accessible for maintenance in all seasons. Another important consideration for the fence location is the nearby presence of desirable, mature seed trees, particularly if there is little or no advance regeneration.

Site Preparation

The site should receive several hours of direct sunlight each day, so the surrounding canopy should be 50% - 60% open. If it is too shady, some cull trees may have to be cut, favoring



Deer have browsed the oak seedlings in the foreground while the oak saplings behind the fence are now out of reach

healthy seed trees of desirable species. Also cut down any standing dead trees that are near enough to the site to threaten the fence by falling or dropping dead branches on it.

If the site is compromised by invasive or interfering vegetation, deal with it using mechanical and/or chemical means, according to guidance available on *ForestConnect.com* or references listed on the RNYW pages of the *NYFOA.org* website. If browsed seedlings of desirable trees are present, exercise care when treating invasive vegetation with an herbicide.

Fence Materials and Installation

A five foot tall fence is adequate when deer pressure is low to moderate. Consider a seven and a half foot fence if deer pressure is high. Economical,

heavy-duty polypropylene plastic fencing material is available from the Gempler's catalog (1-800-382-8473) (gemplers.com). A roll 7½' by 100' can be purchased for \$118.95 plus freight (Item # G51923). A 7½' by 330' roll is \$270.95. The most economical way to purchase this fence material is to buy a roll 10' by 330' for \$317.95 and cut it in half with your chain saw, which gives you 660' of five foot high fence at a cost of 48 cents a linear foot. I have been using this material for exclosures on my woodlot for the last ten years, moving it from place to place as regeneration was established, and it is still holding up.

Fence posts, or a handy tree will be required for every 10 linear feet of the fence. For a five foot fence, posts could be white oak or locust 2"x 2"x 7', or commercially-available steel

posts (expensive), or ½” by 7’ rebar. I use rebar because it is easier to drive into my rocky ground and is infinitely reusable. For a 7½ foot fence, you will have to use a combination of trees, commercial steel or pressure-treated wooden fence posts.

If you decide to staple the fence to a standing cull tree, consider cutting the tree off above the top of the fence if it will be providing excessive shade over the area. If you want to attach the fence to a future crop tree, attach a 1” x 4” batten strip to the tree with two aluminum nails and staple the fence to the batten strip. The fencing can be stapled to trees or wooden posts, or attached to rebar with zip ties. If using rebar posts, attach the top of the fence with tightly-twisted baling wire to keep it from sliding down.

If you are not able to eliminate risks of falling branches damaging the fence, consider adding a single strand of high-tensile wire one foot above the top of the plastic fence to protect it.

Maintenance

After the fence is in place, if browsed regeneration was present on the site, it can be “rehabilitated” to speed up visible results. After leaf drop in the fall, use pruning shears to remove all but the straightest, most central branch of the browsed seedlings, making sure to leave at least one live bud below your cut. The seedlings should have developed a well-established root system and will respond more quickly than new regeneration from a seed source. Patience will be required if advanced regeneration is absent. Mature trees may only produce a good seed crop every 3 to 5 years. The fence should be inspected on a regular basis and any breaks from falling limbs repaired immediately. Until the regeneration exceeds five feet in height, deer can wipe out the results of your efforts in one night.

No Advance Regeneration?

If your woodlot lacks advance regeneration of desirable tree seedlings, you can create the conditions necessary for germination and establishment

of seedlings by completing the site preparation steps above. Then wait for a good seed crop to establish advance regeneration before erecting your fence. If a good seed crop does not occur within two or three years, you may have to exercise additional control over interfering vegetation.

Summary

There are many options for construction of deer enclosure fences. Eight foot woven wire fences are common on state forestland in Pennsylvania, but they cost

about \$3 per linear foot in materials to construct. Some have had success with simple electrified fences powered by solar chargers. The fence described above can be installed for a materials cost of less than \$1 per linear foot and has worked well for me. I observe deer tracks around the perimeter of the fence all winter, but they have never jumped over it. Give it a try! 🦌

Jerry Michael is a member of the NYFOA Southern Tier Chapter.

South Central Forest Products, LLC

- Over 20 Years Experience with Private Landowners
- Forest Tax Law
- Timber Appraisals
- Tree Planting
- Boundary Location and Maintenance
- Wildlife Management
- Timber Sales
- Management Plans

Mike Blasko

Consulting Forester & Private Forest Management

PO Box 6, Greene, NY 13778
607-656-4759 (home) 607-373-9660 (cell)

NYS DEC Cooperating Forester
NYC Watershed Certified Forester
Natural Resources Conservation Service – TSP




Serving greater NYS and Northern PA

Got Trees? Got Questions?

Visit the *Woodland Owners Forum* at:
<http://CornellForestConnect.ning.com>

to share ideas, information and questions with fellow woodland owners, foresters and other members of the forest community across New York



Cornell University
Cooperative Extension

Woodland Health

A column focusing on topics that might limit the health, vigor and productivity of our private or public woodlands

COORDINATED BY MARK WHITMORE

THE PINE-LEAF ADELGID (*PINEUS PINIFOLIAE*)

BY MARK WHITMORE

I think its human nature to notice something, remark on it in our minds, and then let it go because it was not such a big deal. In forest health these little things can be significant. Understanding what is going on with a forest pest when it is not a problem gives us insight into the circumstances that trigger a change either in time or over the landscape that can make the pest a problem. This balance doesn't exist with invasive non-native pests because they have not co-evolved with the host trees like eastern hemlock and Hemlock Woolly Adelgid or our

native ash and the Emerald Ash Borer. However, since native forest pests have co-evolved with their host trees the trees usually have some degree of resistance. In order for these insect populations to go epidemic and cause loss of growth or even death of trees something biotic or abiotic must occur to alter the health of the host tree or alter the impact of natural enemies. Understanding these mechanisms helps us understand the pest and thereby manage its impact in the forest.

I was recently contacted by an arborist in the North Country about damage to the current year's shoots

that he had been seeing on White pine, *Pinus strobus*, at a property he maintains. Upon examination of the photos he sent I was reminded of a very interesting insect that has been epidemic in the past but out of mind recently, the Pine Leaf Adelgid, *Pineus pinifoliae*. This insect is in the same family as the Hemlock Woolly Adelgid and has a similar life cycle, one of the most complex in the world of insects. The interesting thing is that this insect has been considered one of the more serious pests of eastern White pine (Johnson and Lyon 1991) and was epidemic in the northeast from 1955 to 1968 (Ford and Dimond 1973), yet has not been heard very much of since. I don't know why. So when I heard of this report in the North Country I thought this would be a great opportunity to introduce this insect to readers and perhaps even get some reports of its presence so we can better keep tabs on it.

The Pine Leaf Adelgid (PLA) is found across North America. In the northeast it feeds on eastern White pine *Pinus strobus*, Red spruce (*Picea rubens*), and Black spruce (*P. mariana*). Like all adelgids the spruces are considered the primary host since that is where sexual reproduction occurs, PLA reproduces asexually on eastern white pine which is considered the secondary host species. I'm not going to delve deeply into the life cycle of this insect because it would burn up too much space, but to illustrate the complexity consider that there are 5 different adult forms, 3 on spruce and 2 on pine, and it takes two years to go through all 5 stages. The damage caused by PLA feeding on the two hosts is also different. On spruce PLA feeds at the base of needles on newly expanding shoots in spring causing them to swell, producing a cone-like structure (Figure 1). These "cones" are a common sight and can be abundant but damage is basically cosmetic.



Figure 1. Galls of pine leaf adelgid on a spruce host. Whitney Cranshaw, Colorado State University, Bugwood.org.

On the other hand, damage to eastern White pine can be considerable with the death of shoots and associated loss of growth. The winged adult form of PLA that migrates from spruce to pine will emerge from the spruce cones in early summer and alight on the pine needles of the previous 1 to 3 year's growth. Within just a few hours of settling on the needle these asexually reproducing females lay eggs that essentially take the place of their abdomen as they are laid, covered by their wings (Figure 2). These winged females die as soon as their eggs are laid. When the eggs hatch the first instar "crawlers" move from the needles onto the developing current year's shoots, inserting their sucking mouthparts into the phloem and enter a resting stage, resuming feeding and rapidly developing into an adult the following spring. Although PLA are very tiny insects in this stage and are difficult to see on the twigs, groups of them will appear as tiny black spots on the green twigs. Once they insert their mouthparts they remain in that spot for the rest of their life and their progeny will then migrate back to spruce. At low or moderate population densities PLA feeding blocks the vascular tissue causing stunted needle growth; the greater the density the shorter the needles (Dimond and Allen 1974). However, when populations are high the shoots will droop and needles lose color and die (Figure 3). Loss of needle color is the first indication of these high PLA densities, which is then followed by shoot wilting and death (Allen and Dimond 1968). This damage will cause growth loss if it is extensive in the crown.

It takes PLA two years to go through all five life stages on both hosts. PLA populations are synchronized to facilitate mating on spruce so the damage to pine foliage will occur every other year. Apparently in the Adirondacks this occurs in even numbered years but elsewhere it has been reported in odd numbered years.



Figure 2. Adults of pine leaf adelgid on a pine host. E. Bradford Walker, Vermont Department of Forests, Parks and Recreation, Bugwood.org.



Figure 3. Flagging tip on pine, a symptom of feeding of pine leaf adelgid. Ronald S. Kelley, Vermont Department of Forests, Parks and Recreation, Bugwood.org.

We need more information on this insect to understand the timing and extent of damage.


So what can you do? Options are much easier for landscape trees where there are just a few that

may need treatment. The systemic insecticide Imidacloprid is registered for Adelgids in New York and there are many formulations available to professional applicators. An

continued on page 16

Woodland Health (continued)

imidacloprid soil drench formulation is available to homeowners but cannot be used on Long Island. It takes time for imidacloprid to ascend in to the canopy so treatments should be made as soon as you see the winged adults on the needles of the tree. In a natural forest setting options are limited by the

costs and the amount of pesticide that can be applied per acre per year. One possibility is silvicultural manipulation of stand structure to potentially increase tree health and thereby resistance to PLA, but research is lacking on this topic. 

Sources

Allen, D. C. and J. B. Dimond. 1968. A histological study of white pine shoots attacked by the exsule stage of *Pineus pinifoliae*. Ann. Ent. Soc. Am. 61: 962-965.

Dimond, J. B. and D.C. Allen. 1974. Sampling populations of pine leaf chermid *Pineus pinifoliae* (Homoptera: Chermidae) III. Neosistentes on White pine. Canadian Entomologist. 106: 509-518.

Ford, R.P. and J. B. Dimond. 1973. Sampling populations of pine leaf chermid *Pineus pinifoliae* (Homoptera: Chermidae) II. Adult Gallicolae on the Secondary Host. Canadian Entomologist. 105: 1265-1274.

Johnson, W.T. and Lyon, H.H. 1991. Insects That Feed on Trees and Shrubs. 2nd edition. Cornell University Press. p 76-77.

Mark Whitmore is a forest entomologist in the Cornell University Department of Natural Resources and the chair of the NY Forest Health Advisory Council.

An Integrated company providing:

- Timber Inventory
- Forest Management
- Acquisition Due Diligence
- Timberland Brokerage
- TwoDog Inventory Software
- GIS Application Development

fountains

Northern New York ~ Tupper Lake ~ 518-359-3089
Southern Adirondacks ~ Lake George ~ 518-668-5880
www.fountainsamerica.com



Bruce E. Robinson, Inc.

Forestry Consultants

- Forest product marking & marketing
- Timber appraisals
- Access road design & supervision
- Boundary maintenance
- Forest management planning
- Forest recreation planning
- Wildlife management
- Forest taxation planning
- Tree farm management
- Tree planting & tree shelters
- Urban forestry & community management

1894 Camp Street Ext.
Jamestown, NY 14701-9239
E-mail: ber01@windstream.net

Phone: 716-665-5477
Fax: 716-664-5866

MISSING:

Past Issues of the *Forest Owner*

NYFOA is looking for various issues of the *New York Forest Owner* from the 1970s-1990s.

If you have any extra copies please contact Liana Gooding at:
lgooding@nyfoa.org

FORESTRY SOLUTIONS THAT MEET YOUR OBJECTIVES.

Providing solid technical and sustainable solutions to today's complex forestry problems.

WAYNE TRIPP

Glens Falls, NY Herkimer, NY
518.480.3456 315.868.6503



F&W
SINCE 1962

Fifty Years and Growing | www.fwforestry.com

The A2A Collaboration (continued)

to risk reduction and enhanced landscape connectivity.

During the two days of breakout groups, focus groups and plenary sessions took place. One of the groups focused on threats to biodiversity typically described by the acronym **HIPPO**, beginning with the biggest: **H**abitat loss and habitat fragmentation; **I**nvasive species; **P**ollution; **P**opulation growth; and **O**verharvesting.

Another session had breakout groups on: Protecting Ourselves; Enhancing Landscape Connectivity (with first-person experience in working as an international partnership); and Linking personal experiences of extreme weather events to potential actions/strategies that contribute to risk reduction and enhanced landscape connectivity.

In discussing priorities for the coming year, areas focused on were Communications, Networking, Evidence Base, and Leadership & Resources.

The following draft strategic plan (2014 - 2019) was developed and affirmed at the meeting (along with a list of Guiding Principles).

A2A Collaborative Vision: An A2A region comprising a resilient, ecologically interconnected landscape that sustains a full range of native wildlife and enhances people's quality of life for generations to come.

The A2A Collaborative Mission: Connecting lands and people across the Algonquin to Adirondacks region, a critical link for biodiversity and resilience in eastern North America.

The A2A Goals and Objectives:

1. Protect, Connect, and Restore Habitat

- Engage the scientific community in the United States, Canada, and First Nations to develop a spatially explicit "big-picture" plan of action which will identify priority areas in need of: (a) protection and (b) restoration to enhance connectivity for the long-term conservation of native biological diversity in a future of rapidly changing climate;
- Engage partners in the United States, Canada, and First Nations for the protection and restoration of priority lands and landscapes, as well as the recovery of species at risk;
- Work to reduce threats to biodiversity and ecosystem services, including barriers to species movement and dispersal;
- Promote examples of ecologically sustainable practices in stewardship, business, land-use, etc.
- Work with governments at all levels to develop policies to protect, connect, and restore habitat.

2. Engage and Educate People

- Connect residents and visitors to nature through direct experience
- Encourage residents and visitors to take action to protect, connect, and restore habitats;
- Increase awareness of the threats of damaging unsustainable practices to the region's biodiversity and by extension, human health and safety;

- Increase awareness of the linkages among healthy ecosystems, healthy people, and enhanced quality of life;
- Increase awareness of the need to enhance connectivity and conservation of biodiversity in northeastern North America

3. Strengthen Organizational Capacity

- Create a multi-national organization with highly skilled board members strategically drawn from the United States, Canada, and First Nations;
- Enable a sustainable flow of funding and resources to support core programs and operations associated with our goals and objectives;
- Work to attract and retain passionate and knowledgeable employees;
- Establish progressive human resource policies to help retain skilled employees;
- Establish a reporting and communication system to engage partners in developing and adapting operating plans as required.

I made many useful contacts and am encouraged that this activity will continue. Preliminary plans are now being made to hold next year's conference at Paul Smith's College in the Adirondacks.

Bill LaPoint is a member of the Northern Adirondack chapter of NYFOA.

SAW IT COMING

PORTABLE SAWMILL SERVICE
UTILIZING A WOODMIZER LT40 SUPER

Custom Milling At Your
Place Or Mine

Serving The SFL, WFL, SOT
Chapter Areas

Hardwood, Softwood, Timbers,
Siding, etc.

For more information contact:

Mike Grover

Online: Sawitcoming.net

E-Mail: Mikg8162@Gmail.com

Phone: 607-220-7242

10 Years Experience, Flexible Schedule

**Getting The Most Value
From Your Logs Is My Goal!**

Ask a Professional (continued)



American beech, the plant that dominates the understory of this picture, is a native plant that is not typically browsed by deer but that has life history attributes that allow it to dominate and exclude a diversity of forest plants. Beech tolerates shade, but grows quickly in partial sunlight. See the considerable discussion on why and how to manage beech at www.CornellForestConnect.ning.com



NYFOA chapter events are great opportunities to meet other woodlot owners who have often faced the same challenges you face. Many NYFOA members are also MFO volunteers with special training from Cornell University Cooperative Extension. Get involved with other forest owners.

4. The NYS DEC offers free technical assistance through their private lands forestry staff. These are professional foresters who can help you articulate your ownership objectives, provide an unbiased and objective assessment of the potential and consequences of a timber harvest, and prepare a written management plan. The written management plan is a non-binding tool for the landowner and includes a suggested prioritized work schedule for the next 10 years. The owner's objectives guide the content of the plan. The owner can use this plan to start a conversation with a private consulting forester if they need assistance implementing the plan. You can connect with a NYS DEC private lands forester at <http://www.dec.ny.gov/about/558.html>

5. At a local level, the NY Forest Owners Association (NYFOA) has 10 chapters that have an assortment of educational events. The state association has the NY Forest Owner magazine and state educational events. The local chapters provide an opportunity to meet other local woodlot owners and learn how they respond to the question of harvesting and who they have worked with. More information about NYFOA and your local chapter is at www.NYFOA.org

6. A national network of woodlot owners is accessible through www.CornellForestConnect.ning.com. This social media site includes, among other features, a Q & A forum where you can ask questions from hundreds of other woodlot owners and professionals. The forum is moderated to help ensure that all questions receive some response. 🏠

Response by: Peter J Smallidge, NY Extension Forester, Cornell University Cooperative Extension, Department of Natural Resources, Ithaca, NY. Pjs23@cornell.edu, 607/592-3640.



Save money on your heating bills with **Econoburn™** - the best-built, most efficient, wood-fired boiler on the market and proudly manufactured right here in **New York State!**

The **Econoburn™** wood gasification boiler installs indoors or in an out-building, seamlessly integrating with your existing heating system with these features:

- **Advanced 2-stage gasification for maximum efficiency.**
(Uses 1/2 the wood vs. conventional wood boilers)
- **Pressurized closed-system boiler vessel.**
(Maximized service life vs. traditional open-systems)
- **Safety Certified to UL/CSA standards.**
- **Domestically manufactured controls.**
- **25-year warranty.**

Call for a Free information packet!



Renewable Heat NY Qualified

Econoburn
High-Efficiency Wood-Fired Boilers

www.econoburn.com 1-866-818-5162



Future Forest Consulting, Inc.

Specializing in quality service and a long-term relationship.

- TIMBERSALES
- TREE PLANTING
- FOREST ROADS
- 480A TAX PLANS
- FOOD PLOTS

www.futureforestinc.com

Phone: 585-374-2799

7812 Hunts Hollow Rd.

Fax: 585-374-2595

Naples, NY 14512

Email: futureforest@aol.com

Welcome New Members

We welcome the following new members (who joined since the publishing of the last issue) to NYFOA and thank them for their interest in, and support of, the organization:

Name	Chapter
Wayne Atwell	
Anna & Renato Bartoli	CDC
Donald Bigelow	CNY
Ryan Burkum	NAC
Maureen Burns-Bowie	LHC
Brenda & Curt Carter	WFL
Pam Castronova	WFL
James Cave	LHC
Larry Day	SOT
Judith Finlay	AFC
Garrett Koplun	WFL
Nancy & Donald J. Kuhn	NFC
Mark A. Malchoff	WFL
Rory McLaughlin	AFC
Brian Park	
John T. Phelan	SAC
Michael Reed	WFL
William A. Snyder	NFC



Working with you to manage your woodlot and consult your timber to the highest bidder.

FORESTRY CONSULTANT JARED KRAMER

Forest Management Services Inc.

11164 Holland Glenwood Rd., Holland NY 14080

716-537-9768

B.S. Forestry Management • Estimates & Evaluation • 7% Consulting Fee



ADVERTISING RATES

Contact:
Mary Beth Malmsheimer, Editor
(315) 655-4110
mmalmshe@syr.edu

2014 Display Ads (per insert)
\$16 per column inch

Full Page:	\$480 (30 column inch)
Half Page:	\$240 (15 column inch)
Quarter Page:	\$120 (7.5 column inch)
Eighth Page:	\$60 (3.75 column inch)



For information related to the Restore New York Woodlands Initiative, visit the NYFOA webpage at www.nyfoa.org Also, visit and 'like' RNYW on Facebook

MAGAZINE DEADLINE

Materials submitted for the November/December Issue should be sent to Mary Beth Malmsheimer, Editor, *The New York Forest Owner*, 134 Lincklaen Street, Cazenovia, NY 13035, (315) 655-4110 or via e-mail at mmalmshe@syr.edu Articles, artwork and photos are invited and if requested, are returned after use.

Deadline for material is October 1, 2014



Member Profile:

Dan and Jodi Hudon

TERESA MAIDA

Dan and Jodi Hudon, from Remsen New York, a small town near the heart of the Adirondacks, are happy to be new members of NYFOA.

In the beginning Dan Sr. and Wilma Hudon, Dan's parents, and Dan purchased their 360 acre woodland in 1992. At that time the family did not understand and was not aware of the 480A tax program. The Hudons used the trees from the forest land to heat the company business with hot water wood boilers.

Dan Hudon and his wife, Jodi are business owners in the community as well. They own Hud-Son Forest Equipment on Route 12 in Barneveld. They produce wood processing equipment for the forest owner. The complete line of equipment can be seen at www.hud-son.com.

Over the years the Hudons took

advantage of the resources their land provided, including hunting whitetail deer, making trails for their ATVs, and harvesting the wood for heat. Much of the woodland consists of hard and soft maple, ash, cherry, hemlock, white pine, yellow birch and beech trees. Once Dan and Jodi were married in 1993, Dan sawed out two homes with the company's sawmills; one home they sold, the other they still live in today.

The property has about 25 tillable acres which is used by a local dairy farmer. This tillable land is quite inviting to wildlife such as turkeys, whitetail deer and even some black bears, which enjoy visiting the corn fields each year.

Dan and Jodi have always tried to practice good forest management, even before they were aware of the 480A program. They would harvest

overmature, "wolf" trees which dominated the upper canopy and inhibited successful regeneration in the understory. The management practices the Hudons put in place helped in creating an environment that permitted blackberries to grow creating a habitat for more wildlife to discover the property.

The Hudon's joined the 480A program in 2014. They hired Al Scouten, a local private forester, to manage the tree harvesting. He was impressed with how well the Hudons managed the woodlands themselves. Many are unaware of how much hard work is required to clean up trees that are damaged by the snow, ice and wind each year. The Hudons harvest about 50 cords of wood a year, while still more can be harvested sustainably if there is a need.

The Hudons use their property for recreational purposes as well. New York state funded snowmobile trails and the main #4 Trail from far western NYS, Buffalo to Lake George, runs directly through their property. This trail can be taken to Trail #7, and runs north to Canada from the NYS trail system.

Dan and Jodi joined NYFOA after Dan attended a seminar at Hamilton College. The equipment the family company offers, in conjunction with their vast woodlands, have been very important to Dan and Jodi's livelihood. Dan hopes to share the knowledge he has gained over the years from owning a large wood lot and enjoying the property through management and recreation. After the Hudons gained an understanding of the 480A program they decided to purchase the property

continued on page 22



Shown here is a Scorpion grapple, one of the many products offered at Hud-Son Forest Equipment. It was a great asset while building the stone wall shown.



Dan uses a skidding winch to help maintain the property.



Shown here is Jodi operating a firewood processor, making sure this is plenty of firewood for the upcoming winter season.

that adjoins their current woodland. It is a 98 acre piece of property with a camp on it. Their forester, Al Scouten, assessed the land before the Hudons made the decision to purchase it, and advised them to keep 60 acres to put in the 480A program. They sold the remaining land and camp to a friend who enjoys deer hunting and the serenity of the locale.

Dan and Jodi would encourage any NYS forest owner to join NYFOA, and to take full advantage of all the educational and networking opportunities that membership offers. 🌲

Theresa Maida currently maintains the website and graphic designs at Hud-Son Forest Equipment. She spent 16 years working at a local newspaper as editor and production manager. She lives in upstate New York with her husband Dale.

Voss SIGNS®
CUSTOM & STOCK SIGNS FOR LONG TERM OUTDOOR USE

Call Now For Our FREE Catalog!

CUSTOM & STOCK SIGNS FOR THE FORESTRY PROFESSIONAL
Printed On Aluminum & Plastic For Long Outdoor Use

POSTED NO TRESPASSING
SUPERIOR PINE PRODUCTS LANDS (SEARCH) Big Cypress Hunting Club

POSTED PRIVATE PROPERTY
HUNTING, FISHING, TRAPPING OR TRESPASSING FOR ANY PURPOSE IS STRICTLY FORBIDDEN VIOLATORS WILL BE PROSECUTED

DO NOT ENTER

NO VEHICLES

Delineator Posts Available

Voss Signs, LLC
P.O. Box 553
112 Fairgrounds Drive
Manlius, NY 13104
Phone: 315-682-6418
Toll Free: 1-800-473-0698
Fax: 315-682-7335

www.VossSigns.com

Are you interested in a particular topic and would like to see an article about it.

Please send your suggestions to:

Mary Beth Malmsheimer
Editor
New York Forest Owner
at mmalmshe@syr.edu





Are you getting all you can from your woodlot?

Whether you're a family forest owner, or own tens of thousands of acres ...

The professional foresters of Finch Forest Management can help achieve your sustainable goals including improved forest health, enhanced recreational opportunities, third-party certification and reduced ownership costs. With decades of forestry experience and a strong record of integrity, we'll care for your land as if it were our own.



Finch Forest Management holds SFI, FSC®, and Tree Farm group certifications. Visit www.finchforestmanagement.com or call (518) 793-2541, ext. 5693, to learn more.

Finch Forest Management | 1 Glen Street, Glens Falls, NY 12801



HM HACKER MURPHY, LLP
ATTORNEYS & COUNSELORS AT LAW

EXPERIENCED FORESTRY LAWYERS

Timber Trespass Claims

Boundary Line Disputes

Property Tax Reduction

Eminent Domain

John F. Harwick, Esq.

FREE CONSULTATIONS
800-213-3843

7 Airport Park Boulevard, Latham, NY 12110
www.hackermurphy.com

PIONEER FORESTRY

... leading the way in rural and urban forestry



Management Plans ~ Timber Sales
Wildlife Management

Boundary Line Maintenance

Arborist Services

Timber appraisals

Tree Farm Management

Timber Trespass Appraisals

Herbicide Applications

Forest Recreation & Education

We take pride in providing hands-on, comprehensive rural and urban forestry services geared toward obtaining your goals and objectives.

*Have **Pioneer Forestry** become your long term partner.*

Eric Stawitzky (716) 499-3535

CERTIFIED FORESTER/ARBORIST
DEC COOPERATING FORESTER
TREE FARM CHAIR for AREA 11

Fax (716) 985-5928

Email pioneerforestry@hotmail.com

The New York Forest Owner

A PUBLICATION OF THE NEW YORK FOREST OWNERS ASSOCIATION

Non-Profit Org.
U.S. Postage
PAID
Syracuse, N.Y.
Permit No. 999



PRINTED ON
finchpaper

Use of this paper sustains natural American forests, supports independently certified fiber sourcing, and reduces fossil fuel emissions through the use of renewable biomass and hydroelectric power. www.finchpaper.com



You Bring **THE WOOD...** I'll Bring **THE PROTECTION™**

Contact Peter Duerden, sales rep
peter@uccoatings.com



PO Box 1066, Buffalo NY 14215, USA Toll free: 1-888-363-2628 (END-COAT) tel: 716-833-9366 fax: 716-833-0120 www.uccoatings.com